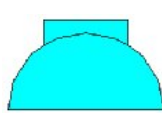
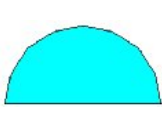
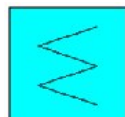
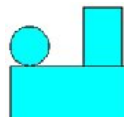

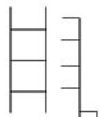
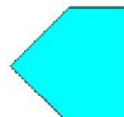


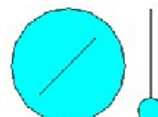
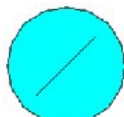


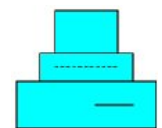
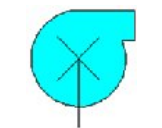

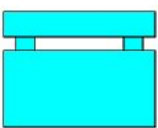

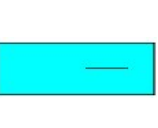
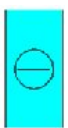
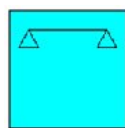
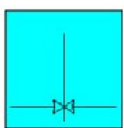
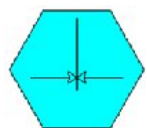
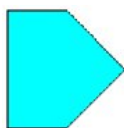


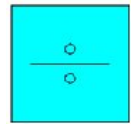
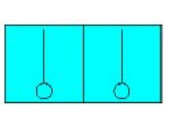

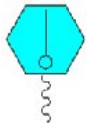
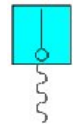
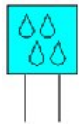
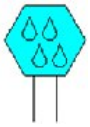
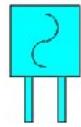

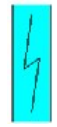
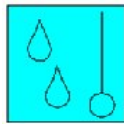

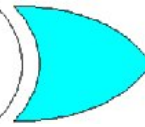

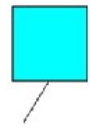
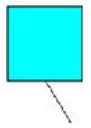
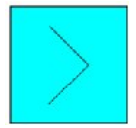
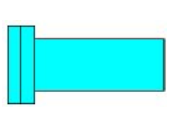


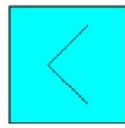

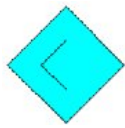
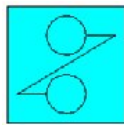
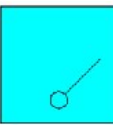
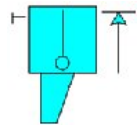
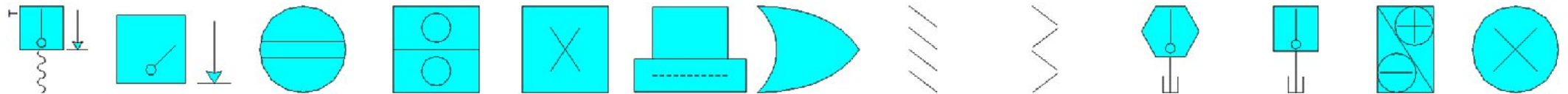


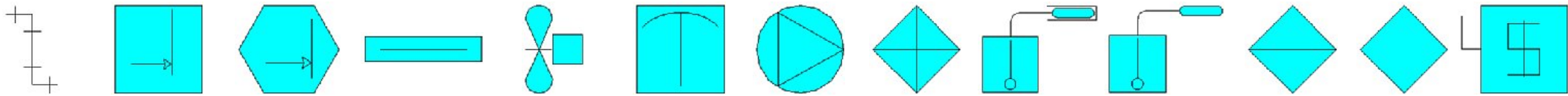
ASHRAE Controls & Equipment

												
Actuator, spring ret with positioner	Actuator, spring return	Add	Air compressor	Air flow element	Air flow station	Analog controlled digital output	Analog input function	Analog output function	Analog pressure + temperature indicator	Analog pressure indicator	And	Averager
												
Central computer with keyboard, CRT	Centrifugal fan with variable inlet vanes	Centrifugal fan	Chiller	Compressed air filter	Computer (PC)	Cooling coil	Cooling tower	Differential pressure controller	Differential pressure sensor	Digital controlled analog output	Digital input function	Digital output function
												
Divide	Dual function temperature controller	Duct humidifier	Duct-mounted averaging temp sensor	Duct-mounted averaging thermostat	Duct-mounted humidity controller	Duct-mounted humidity sensor	Duct-mounted smoke detector	Duct-mounted temperature sensor	Electric duct heating coil	Enthalpy controller	Equal	Exclusive or
												
Filter	Flow switch, left	Flow switch, right	Greater than	Heat exchanger	Heating coil	High signal selector	Less than	Lightning protector	Low signal selector	Maintained contact pushbutton	Manual switch	Manually reset high limit thermostat

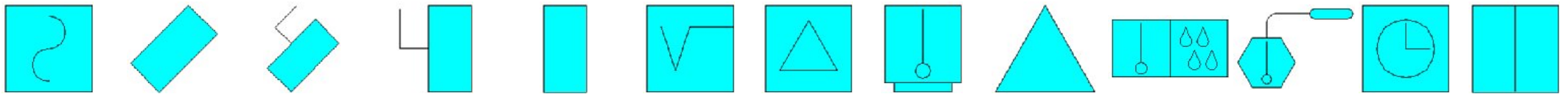
ASHRAE Controls & Equipment



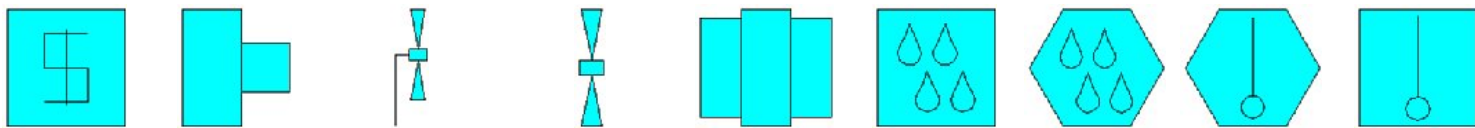
[Manually reset low limit thermostat](#) [Minimum position switch](#) [Moisture trap](#) [Momentary pushbutton](#) [Multiply](#) [Operator console \(CRT, keyboard\)](#) [Or](#) [Parallel blade damper 1](#) [Parallel blade damper 2](#) [Pipe temperature sensor, well-mounted](#) [Pipe thermostat, well-mounted](#) [Plate heat exchanger](#) [Pneumatic line restrictor](#)



[Pneumatic line](#) [Pressure controller](#) [Pressure sensor](#) [Printer](#) [Propeller fan](#) [Proportional manual controller](#) [Pump](#) [Ratio function](#) [Remote bulb thermostat in well](#) [Remote bulb thermostat](#) [Sequencer, ratio relay](#) [Signal reverser](#) [Single phase manual motor starter](#)



[Smoke detector](#) [Software analog point](#) [Software commandable analog point](#) [Software commandable digit point](#) [Software digital point](#) [Square root](#) [Subtract](#) [Surface or strap-on thermostat](#) [Telephone outlet](#) [Temperature and humidity controller](#) [Temperature sensor](#) [Time clock](#) [Totalizer \(pulse count\) input](#)



[Two position switch](#) [Unit heater](#) [Vane axial fan, variable pitch](#) [Vane axial fan](#) [Voltage transformer](#) [Wall-mounted humidity controller](#) [Wall-mounted humidity sensor](#) [Wall-mounted temperature sensor](#) [Wall-mounted thermostat](#)